

Step by Step Payment – Credit Card

Before paying, please ensure that you are:

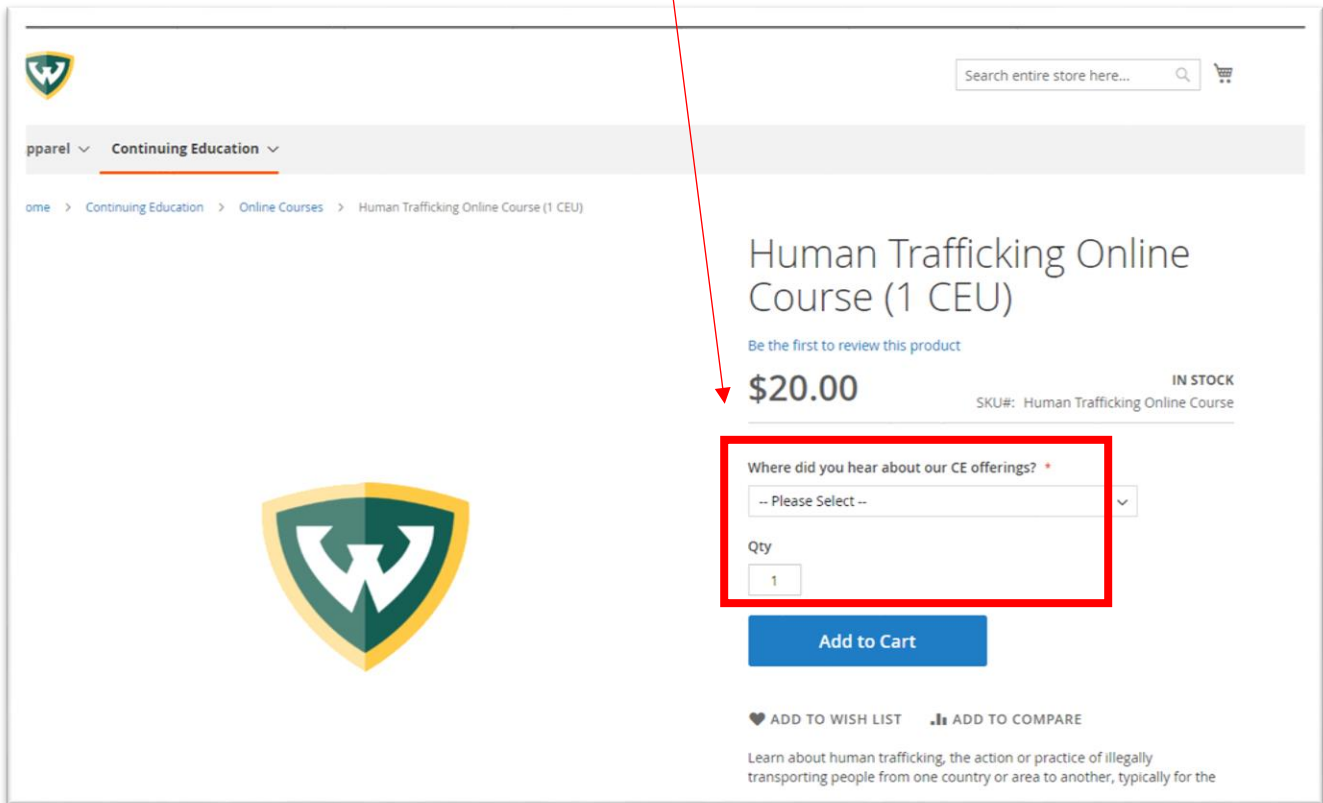
- Using a computer
- Using Chrome or Firefox

Please refrain from using phones, tablets, or internet explorer.

You must go through two sites, and the payment will complete fully when you finish the order through CASHNET

Please follow the screenshot directions to pay for your certificate.

1. On the first page, answer all required questions, and enter quantity



Human Trafficking Online Course (1 CEU)

Be the first to review this product

\$20.00 IN STOCK
SKU#: Human Trafficking Online Course

Where did you hear about our CE offerings? *

-- Please Select --


Qty
1

Add to Cart

♥ ADD TO WISH LIST . ADD TO COMPARE

Learn about human trafficking, the action or practice of illegally transporting people from one country or area to another, typically for the purposes of forced labor or commercial sexual exploitation.

2. Press the blue button “add to cart”



\$20.00 SKU#: Human Trafficking Online Course

Where did you hear about our CE offerings? *

-- Please Select --

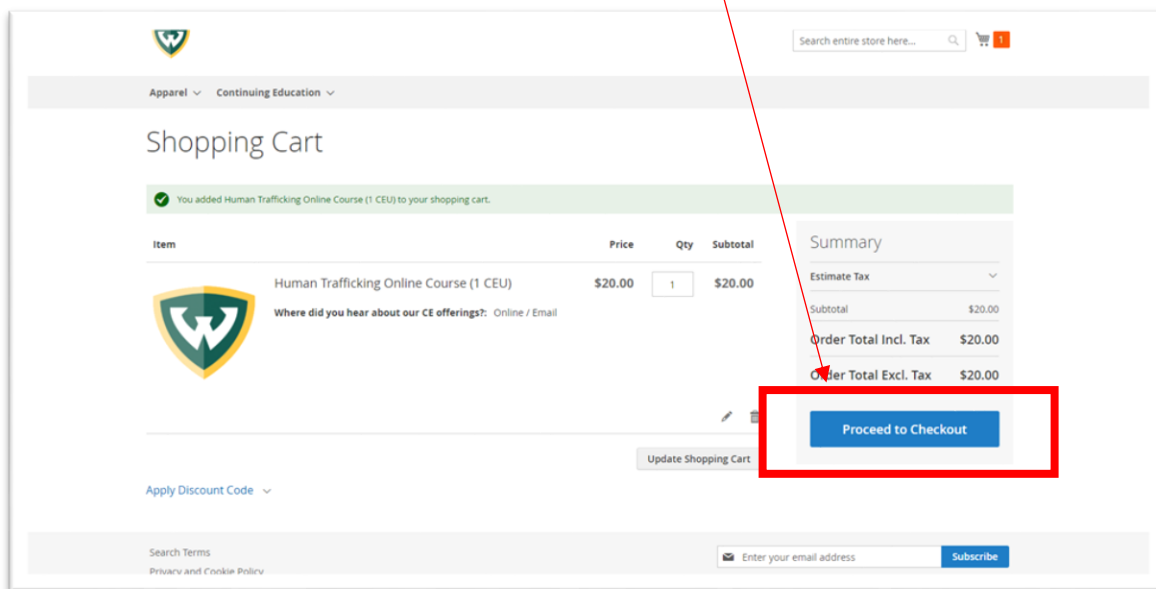
Qty
1

Add to Cart

♥ ADD TO WISH LIST . ADD TO COMPARE

Learn about human trafficking, the action or practice of illegally transporting people from one country or area to another, typically for the purposes of forced labor or commercial sexual exploitation.

3. You will be directed to this page. Click “proceed to checkout”



4. You will be directed to this page. Enter your Email Address.

The screenshot shows the 'Review & Payments' page. At the top, there's a progress bar with a checkmark icon. The page is divided into two main sections: 'Review & Payments' and 'Payment Method'. In the 'Review & Payments' section, the 'Email Address' field is highlighted with a red box. Below it, a note says 'You can create an account after checkout.' The 'Payment Method' section is titled 'Credit Card (via CASHNet)' and includes a note: 'You will be forwarded to the CASHNet site for payment.' Below this, there are input fields for 'First Name', 'Last Name', 'Company', 'Street Address' (split into two lines), 'City', 'State/Province' (a dropdown menu), and 'Zip/Postal Code'. On the right side, there's an 'Order Summary' box showing the 'Cart Subtotal' as \$20.00, 'Order Total Incl. Tax' as \$20.00, and 'Order Total Excl. Tax' as \$20.00. It also lists '1 Item in Cart' with the 'Human Trafficking Online Course (1 CEU)' at a quantity of 1 for \$20.00.

5. Scroll Down, you must enter your contact information, address, and phone number.

The screenshot shows a 'Payment Method' form. A red box highlights the contact information section, which includes fields for First Name, Last Name, Company, Street Address, City, State/Province, Zip/Postal Code, Country, Phone Number, and Fax. A red arrow points from the instruction text to the 'Update' button in the bottom right corner of the form.

Payment Method

Credit Card (via CASHNet)

You will be forwarded to the CASHNet site for payment.

First Name *
TEST FOR STEP BY STEP

Last Name *
TEST FOR STEP BY STEP

Company
TEST FOR STEP BY STEP

Street Address *
5447 Woodward Ave

City *
Detroit

State/Province *
Michigan

Zip/Postal Code *
*48202

Provided Zip/Postal Code seems to be invalid. Example: 12345-6789; 12345. If you believe it is the right one you can ignore this notice.

Country *
United States

Phone Number *
TEST FOR STEP BY STEP

Fax
TEST FOR STEP BY STEP

1 Item in Cart

Human Trafficking Online Course (1 CEU)
Qty: 1
\$20.00
View Details

6. Scroll down farther, and click the “update button.” It should be located above the blue “Place order” button.

The screenshot shows the bottom of the form. A red box highlights the 'Update' button, which is located above the blue 'Place Order' button. A red arrow points from the instruction text to the 'Update' button.

Fax
TEST FOR STEP BY STEP

Cancel Update

Place Order

7. After hitting “update” the screen should change, and you should now press the “Place Order” button.

Review & Payments

Email Address *
ce_ssw@wayne.edu ?

You can create an account after checkout.

Payment Method


Credit Card (via CASHNet)

You will be forwarded to the CASHNet site for payment.
TEST FOR STEP BY STEP TEST FOR STEP BY STEP
5447 Woodward Ave
Detroit, Michigan 48202
United States
[TEST FOR STEP BY STEP](#)
[Edit](#)

Order Summary

| | |
|------------------------------|----------------|
| Cart Subtotal | \$20.00 |
| Order Total Incl. Tax | \$20.00 |
| Order Total Excl. Tax | \$20.00 |

1 Item in Cart ^



Human Trafficking Online Course (1 CEU)
Qty: 1
\$20.00
[View Details](#) ^

Place Order

8. You will be directed to this page. Press the blue “Submit Payment With CASHNet” button.

Pay With CASHNet

Your order has been created, **but not yet paid**. Until it is paid, it won't be processed.

Submit Payment With CASHNet

Continuing Education ^

Search entire store

Thank you for your purchase

1900000-4839

an order confirmation with details and tracking info.

Shipping

our order status by creating an account.

ce_ssw@wayne.edu

Account

9. You will be directed to this page. You must select which payment you want. For this tutorial, click “Credit Card.”

The screenshot shows the Wayne State University Online Payment Center interface. The header includes the university logo and the slogan "AIM HIGHER". The main navigation bar has "WSU ONLINE PAYMENT CENTER" and "ORDER SUMMARY" tabs. Below the navigation bar, there are two tabs: "PAYMENT METHOD" (selected) and "REVIEW AND CONFIRM". The "Step 1 of 2: PAYMENT METHOD" section shows two radio button options: "Credit Card" and "Electronic Check". The "Credit Card" option is selected and highlighted with a red box. Below these options are "PREVIOUS" and "NEXT" buttons. The "ORDER SUMMARY" section on the right shows a table with one item: "Online Continuing Education Fees (Online Continuing Education Fees)" for \$20.00. The subtotal and total are both \$20.00. A "CANCEL MY TRANSACTION" button is located at the bottom right.

| ITEM | AMOUNT |
|---|---------|
| Online Continuing Education Fees (Online Continuing Education Fees) | \$20.00 |
| Subtotal | \$20.00 |
| Total | \$20.00 |

10. Forms will appear, and you must fill in your credit card information.

The screenshot shows the Wayne State University Online Payment Center interface with the "Credit Card" payment method selected. The "Credit Card" section is highlighted with a red box. It contains the following fields: "Credit Card Number" (a long text input field), "Credit Card Expiration" (two dropdown menus for month and year), "Security Code" (a text input field), "Cardholder Name" (a text input field), "Billing Address" (a text input field), "City" (a text input field), "State / Province" (a dropdown menu), "Zip / Postal Code" (a text input field), and "Country" (a dropdown menu). The "Electronic Check" option is also visible but not selected. The "ORDER SUMMARY" section on the right shows the same item and total as in the previous screenshot. A "CANCEL MY TRANSACTION" button is located at the bottom right.

| ITEM | AMOUNT |
|---|---------|
| Online Continuing Education Fees (Online Continuing Education Fees) | \$20.00 |
| Subtotal | \$20.00 |
| Total | \$20.00 |

11. The next button should appear when you fill in your information. Click on the yellow “Next” button.

The screenshot shows the bottom of the Wayne State University Online Payment Center interface. The "Electronic Check" option is selected. Below it are "PREVIOUS" and "NEXT" buttons. The "NEXT" button is highlighted with a red box. A red arrow points to the "NEXT" button.

This should complete the order.

If you receive the email below, it is not proof of payment, as it only showed you placed an order, not that you went through cashnet and actually entered your credit card information.

3/29/2021

Mail - Continuing Education SSW - Outlook

Your School of Social Work order confirmation

CustomerSupport <sswstore@wayne.edu>

Mon 3/29/2021 4:57 PM

To: Continuing Education SSW <ce_ssw@wayne.edu>



TEST FOR STEP BY STEP TEST FOR STEP BY STEP,

Thank you for your order from School of Social Work. If you have questions about your order, you can email us at sswstore@wayne.edu.

Your Order #19000004839

Placed on Mar 29, 2021, 4:57:39 PM

Billing Info

TEST FOR STEP BY STEP TEST FOR STEP BY STEP

TEST FOR STEP BY STEP

5447 Woodward Ave

Detroit, Michigan, 48202

United States

T: TEST FOR STEP BY STEP

F: TEST FOR STEP BY STEP

Payment Method

Credit Card (via CASHNet)

| Items | Qty | Price |
|---|--------------------|----------------|
| Human Trafficking Online Course (1 CEU) | 1 | \$20.00 |
| SKU: Human Trafficking Online Course | | |
| <i>Where did you hear about our CE offerings?</i> | | |
| Online / Email | | |
| | Subtotal | \$20.00 |
| | Grand Total | \$20.00 |